



# Welcome to the Library Media Center




2024-25

I am **Mrs. Hooks.**  
I am here to help you.



# Come to the LMC!

- With your teacher for checkout, read aloud or lesson, research or approved computer usage.
- As a class or small group for Enrichment or WIN time.
- In small groups of 1-6 with a library pass.




# Things to do in the Library Media Center

## Learning

- Complete an assignment
- Research
- Check-in/check-out library books
- Silent Reading
- Lesson with Mrs. Hooks
- Special event, Book Fair, Book Walk

## Computer

- myOn reading in



- Destiny Book Search



- Galileo Research



- Teacher approved internet sites

# Circulation Desk

- Check-in or return books into the book drop slot.



- Check-out books before leaving the LMC.

There are sections in our library.  
**Call numbers** on the **spines** of books tell you  
where the book belongs

Everybody fiction picture books- E

E  
CAR

Fiction chapter books- F, FIC

F  
ROW

• Nonfiction information books- 000-999

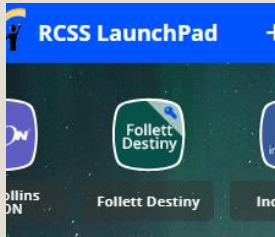
636.6  
SMI

• Biography 921


921  
ALI



# Destiny Library Catalog in LaunchPad



Search for books that we have in our library and displays your account information.

A screenshot of the Destiny Library Catalog search interface. At the top, there's a 'Find' search bar with a 'Reset All' link. Below the search bar are five icons for different search criteria: Keyword (magnifying glass), Title (book), Author (pencil), Subject (S), and Series (123). Below these icons is a green bar that says 'Narrow your search to:' with a 'Show Less' link. Underneath this bar are several search filters: 'Location' (Battery Park City School), 'Material Type' (Any Type), 'Award Winner' (Unlimited), 'Reading Level' (From to), 'Interest Level' (From Unlimited to Unlimited), and 'Reading Programs' (Unlimited). There are also small question mark icons next to some of the filters.

# Library books use colored dots to approach your reading level.

Dot Color	Lexile Range	F&P
 pink	BR – 180L	A, B, C, D
 red	190L – 530L	E, F, G, H, I, J
 black	420L - 650L	K, L, M
 orange	520L - 820L	N, O, P
 green	740L - 940L	Q, R, S
 blue	830L - 1010L	T, U, V
 purple	925L – 1070 <sup>+</sup> L	W, X, Y, Z
Dot Color	Lexile Range	Fountas & Pinnell



# Behavior Expectations CHOMP!

- Bring a library pass and enter quietly.
- Use shelf markers appropriately.
- Only go to approved internet sites.
- Use good manners always.





Talk quietly & use whisper voices when working in the LMC.

No candy or gum, food, or drink in the library!

Clean up and push in chairs.  
Pick up trash.

Walk. Do not run !




# Be a Helper.

## Keep the bookshelves neat!

- Use shelf markers so you know where to put a book back.
- Put books back on the correct shelf, standing up with the book spines facing out.
- Pick-up books off the floor that have fallen.



# MESSY SHELF HELP



Push the book holder the  
keep books standing up.

# AT THE CIRCULATION DESK

Check-out before leaving the LMC.

Patiently wait in line.

Say our first and last name.




# Book Checkout

- 1 or 2 books
- Only 1 Graphic Novel
- Due back in 3 weeks (15 class days)
- Take good care of your library books and return all borrowed books.










# Books are damaged when...

- pages are ripped
- food and liquids spill on them
- they are written in or marked
- they are mistreated or not held properly
- FINES will be applied for damaged and lost books.





# Rewards & Consequences for your behavior



- small prize, treat, happy note or sticker for GREAT GATOR conduct
- warning and separation from the group
- back to class and teacher notified
- not allowed to checkout



The End